



*Cambridge Christian School
Summer Reading and Math
For Students entering 2nd Grade
2020 – 2021*

Welcome to all the 1st graders who will be in 2nd grade in August. This past year you have learned a lot of cool things. We would like to see what your wonderful first grade teachers have taught you and we don't want you to forget anything during the summer break. We look forward to meeting and getting to know each of you!

Your 2nd Grade Team

Please complete the following and bring with you on the first day of school:

1. Using flashcards, practice mastering addition and subtraction facts to 12 (i.e. $10 + 2 = 12$).
2. Practice place value (ones, tens, hundreds) – Complete the attached practice activities using 2 dice.
3. Spend some time counting and identifying coins. Students should know how to count quarters, dimes, nickels, and pennies. Use the following apps and websites to practice:
 - a. Amazing Coin app
 - b. Splash Math app
 - c. ABCya games – ABCya.com
 - d. Moby Max
4. Reading Response Project: Students will read at least 2 books (on or above 1st grade level) and complete the attached sheet for one of the books. Below are some suggested books/series:

TITLE

Magic Tree House Series books
Amber Brown Series books
Nate the Great Series books
A to Z Mysteries Series books
Miss Nelson is Missing
Horrible Harry Series books
Amelia Bedelia Series books

AUTHOR

Mary Pope Osborne Paula Danziger
Marjorie Weinman
Shamat Ron Roy
Harry Allard
Suzy Kline
Peggy Parish

Jigsaw Jones Series books
I am... collection

James Preller
Brad Meltzer

The books listed above are suggestions, not requirements. There are many excellent books to enjoy this summer. Please don't let these recommendations limit your child's enthusiasm for reading. The most important requirement is to encourage your child to read daily and to cherish the times that you read together.

Student Name: _____

Name of the book read: _____

Author of the book: _____

1. Who was your favorite character in the book and why?

2. Describe your favorite character.




Place Value

Roll It- Make It-

Expand It

freebie!!



















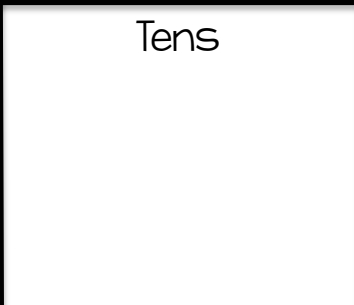

© rebecca anderton
2013

teachingfirst-abc.blogspot.com

Name: _____

roll it! make it! expand it!

Roll two dice. Write down each number. Draw the tens and ones. Write the expanded notation equation.

Roll It		Make It		Expand It
Tens 3	Ones 7	Tens 	Ones 	$30 + 7 = 37$
Tens 	Ones 	Tens 	Ones 	$___ + ___ = ___$
Tens 	Ones 	Tens 	Ones 	$___ + ___ = ___$
Tens 	Ones 	Tens 	Ones 	$___ + ___ = ___$
Tens 	Ones 	Tens 	Ones 	$___ + ___ = ___$

Name: _____

roll it! make it! expand it!

Roll two dice. Write down each number. Draw the tens and ones. Write the expanded notation equation.

Roll It		Make It		Expand It
Tens <div></div>	Ones <div></div>	Tens	Ones	$___ + ___ = ___$
Tens <div></div>	Ones <div></div>	Tens	Ones	$___ + ___ = ___$
Tens <div></div>	Ones <div></div>	Tens	Ones	$___ + ___ = ___$
Tens <div></div>	Ones <div></div>	Tens	Ones	$___ + ___ = ___$
Tens <div></div>	Ones <div></div>	Tens	Ones	$___ + ___ = ___$



Thank you for downloading this freebie!
I hope you enjoy this activity.
If you have any questions or concerns,
please email me at
rebasutton@gmail.com
and I will address your needs quickly and
promptly.

For freebies and other teaching ideas,
please visit me at my blog.
<http://teachingfirst-abc.blogspot.com>

