

PREPARE FOR **COLLEGE**



PREPARE FOR **LIFE**

National Blue Ribbon School

2020

2nd Grade
Summer Packet

2021-2022

PREPARE FOR **COLLEGE**



PREPARE FOR **LIFE**

National Blue Ribbon School

2020

*Cambridge Christian School
Summer Reading and Math
For Students entering 2nd Grade
2021-2022*

Welcome to all the 1st graders who will be in 2nd grade in August. This past year you have learned a lot of cool things. We would like to see what your wonderful first grade teachers have taught you and we don't want you to forget anything during the summer break. Please complete the following and bring with you on the first day of school:

1. Using flashcards, practice mastering addition and subtraction facts to 12 (i.e. $10 + 2 = 12$). **There is no need to bring in your flashcards.**
2. Practice place value (ones, tens, hundreds) – Complete the attached practice activities using 2 dice.
3. Spend some time counting and identifying coins. Students should know how to count quarters, dimes, nickels, and pennies. Use the following apps and websites to practice:
 - a. Amazing Coin app
 - b. Splash Math app
 - c. ABCya games – ABCya.com



4. Reading Response Project: Students will read at least 2 books (on or above 1st grade level) and complete the attached sheet for one of the books. Below are some suggested books/series:

TITLE

AUTHOR

Magic Tree House Series books

Mary Pope Osborne

Amber Brown Series books

Paula Danziger

Nate the Great Series books

Marjorie Weinman Shamat

A to Z Mysteries Series books

Ron Roy

Miss Nelson is Missing

Harry Allard

Horrible Harry Series books

Suzy Kline

Amelia Bedelia Series books

Peggy Parish

Jigsaw Jones Series books

James Preller

I am... collection

Brad Meltzer

The books listed above are suggestions, not requirements. There are many excellent books to enjoy this summer. Please don't let these recommendations limit your child's enthusiasm for reading. The most important requirement is to encourage your child to read daily and to cherish the times that you read together.

Student Name: _____



Name of the book read: _____

Author of the book: _____



1. Who was your favorite character in the book and why?


Describe your favorite character.



Place Value Roll It- Make It- Expand It



Freebie!!

































© Rebecca Anderton
2013

Teachingfirst-abc.blogspot.com

Name: _____

Roll it! Make it! Expand it!

Roll two dice. Write down each number. Draw the tens and ones. Write the expanded notation equation.

Roll It	Make It		Expand It																		
<table border="1"><tr><td>Tens</td><td>Ones</td></tr><tr><td>3</td><td>7</td></tr></table>	Tens	Ones	3	7	<table border="1"><tr><td colspan="3">Tens</td></tr><tr><td></td><td></td><td></td></tr></table>	Tens						<table border="1"><tr><td>Ones</td></tr><tr><td></td></tr><tr><td></td></tr><tr><td></td></tr><tr><td></td></tr><tr><td></td></tr><tr><td></td></tr><tr><td></td></tr></table>	Ones								$30 + 7 = 37$
Tens	Ones																				
3	7																				
Tens																					
																					
Ones																					
																					
																					
																					
																					
																					
																					
																					
<table border="1"><tr><td>Tens</td><td>Ones</td></tr><tr><td></td><td></td></tr></table>	Tens	Ones			<table border="1"><tr><td colspan="3">Tens</td></tr><tr><td></td><td></td><td></td></tr></table>	Tens						<table border="1"><tr><td>Ones</td></tr><tr><td></td></tr></table>	Ones		$\underline{\quad} + \underline{\quad} = \underline{\quad}$						
Tens	Ones																				
Tens																					
Ones																					
<table border="1"><tr><td>Tens</td><td>Ones</td></tr><tr><td></td><td></td></tr></table>	Tens	Ones			<table border="1"><tr><td colspan="3">Tens</td></tr><tr><td></td><td></td><td></td></tr></table>	Tens						<table border="1"><tr><td>Ones</td></tr><tr><td></td></tr></table>	Ones		$\underline{\quad} + \underline{\quad} = \underline{\quad}$						
Tens	Ones																				
Tens																					
Ones																					
<table border="1"><tr><td>Tens</td><td>Ones</td></tr><tr><td></td><td></td></tr></table>	Tens	Ones			<table border="1"><tr><td colspan="3">Tens</td></tr><tr><td></td><td></td><td></td></tr></table>	Tens						<table border="1"><tr><td>Ones</td></tr><tr><td></td></tr></table>	Ones		$\underline{\quad} + \underline{\quad} = \underline{\quad}$						
Tens	Ones																				
Tens																					
Ones																					
<table border="1"><tr><td>Tens</td><td>Ones</td></tr><tr><td></td><td></td></tr></table>	Tens	Ones			<table border="1"><tr><td colspan="3">Tens</td></tr><tr><td></td><td></td><td></td></tr></table>	Tens						<table border="1"><tr><td>Ones</td></tr><tr><td></td></tr></table>	Ones		$\underline{\quad} + \underline{\quad} = \underline{\quad}$						
Tens	Ones																				
Tens																					
Ones																					

Name: _____

Roll it! Make it! Expand it!

Roll two dice. Write down each number. Draw the tens and ones. Write the expanded notation equation.

Roll It		Make It		Expand It
Tens	Ones	Tens	Ones	$\underline{\quad} + \underline{\quad} = \underline{\quad}$
<input type="text"/>	<input type="text"/>			
Tens	Ones	Tens	Ones	$\underline{\quad} + \underline{\quad} = \underline{\quad}$
<input type="text"/>	<input type="text"/>			
Tens	Ones	Tens	Ones	$\underline{\quad} + \underline{\quad} = \underline{\quad}$
<input type="text"/>	<input type="text"/>			
Tens	Ones	Tens	Ones	$\underline{\quad} + \underline{\quad} = \underline{\quad}$
<input type="text"/>	<input type="text"/>			
Tens	Ones	Tens	Ones	$\underline{\quad} + \underline{\quad} = \underline{\quad}$
<input type="text"/>	<input type="text"/>			



Thank you for downloading this freebie!
I hope you enjoy this activity.
If you have any questions or concerns,
please email me at
rebasutton@gmail.com
and I will address your needs quickly and
promptly.
For freebies and other teaching ideas,
please visit me at my blog.
<http://teachingfirst-abc.blogspot.com>

