

PREPARE FOR **COLLEGE**



PREPARE FOR **LIFE**

National Blue Ribbon School

2020

Kindergarten Summer Packet

2024-2025

 813-872-6744

 www.ccslanders.com

 6101 North Habana Ave
Tampa, Florida 33614



Cambridge Christian School
Students entering Kindergarten: 2024-2025

Dear Parents,

We are excited to welcome your student into our kindergarten classroom this school year!

Thank you for partnering with us to help make your child's year a successful and unstressful one!

Blessings!

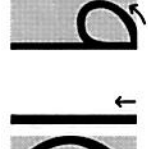


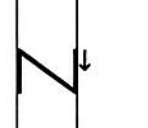
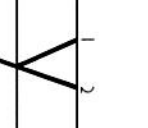
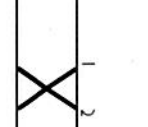
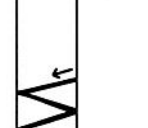
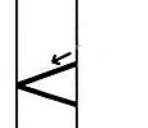
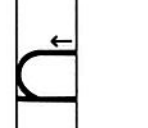
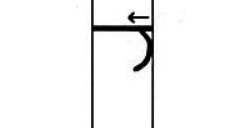
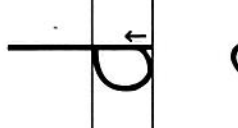
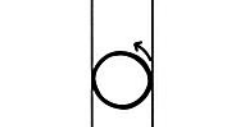
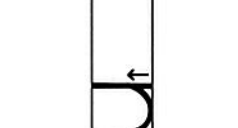
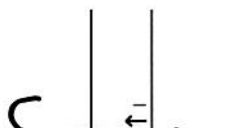
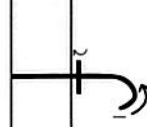
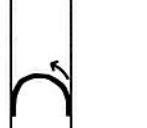
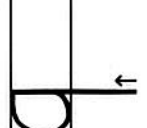

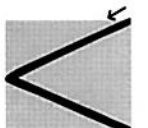
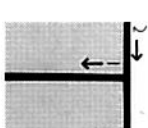

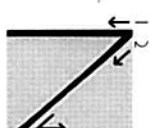
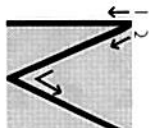

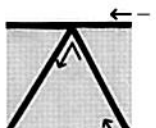
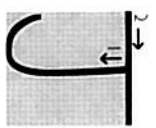
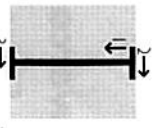
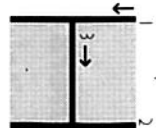
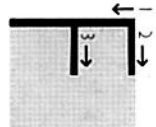
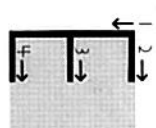
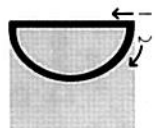
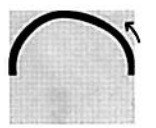
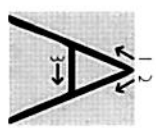
Your Kindergarten Team




Kindergarten Pre-primer sight words

a	and
away	big
blue	can
come	down
find	for
funny	go
help	here
I	in
is	it
jump	little
look	me
my	not
one	play
red	run
said	see
the	three
to	we
where	yellow
you	

Capitals, Lowercase Letters, and Numbers






Summer Writing

#1

Draw a picture of something fun you did this summer!

Check List:

- I can use five colors in my picture.
- I can label my picture with beginning sounds or write a simple sentence to match my picture. (ex. "I go to the lake.")



Summer Writing

#2


Circle the author you choose to read a book by:

Mo Williams Kevin Hankes Eric Carle

Write the title of the book & draw about your favorite part of the story.


Check List:






- I can use five colors in my picture.
- I can label my picture with beginning sounds or write a simple sentence to match my picture. (ex. "I go to the lake.")





Reading Bingo



read on your couch 	read to a pet	read your favorite book	read in bed	read wearing a hat
read by the window	read for 20 minutes	read on Friday	read your friend's favorite book	read while eating a snack 
read a book about animals 	read outside	free 	read a fairy tale	read in your pajamas
read for 30 minutes	read a nonfiction book	read to a stuffed animal	read in the grass	read with a flashlight
read to a family member	read a silly book	read under a table	read for 20 minutes	read out loud 











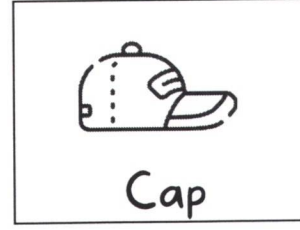








*color each square that applies!

Name: _____

Date: _____

CVC Rhyming Words

Color the pictures that rhyme with the one on the left.

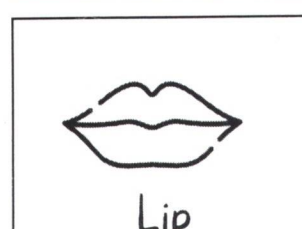








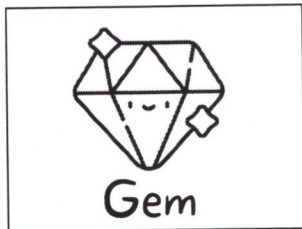
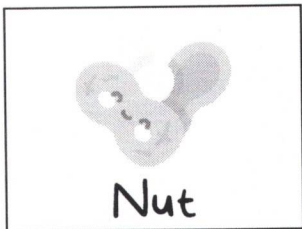






Name: _____

Date: _____

CVC Rhyming Words







Color the pictures that rhyme with the one on the left.



Name _____

Trace the lines



Directions: Trace the lines and color the pictures



Name: _____ Date : _____

Beginning Sounds





Write the beginning sound for each picture word.



Name: _____ Date : _____

Beginning Sounds




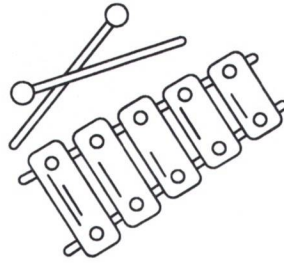
Write the beginning sound for each picture word.



Name: _____ Date : _____


Beginning Sounds

Write the beginning sound for each picture word.



Bee Color by Number

Use the key at the bottom of the page to color the picture.

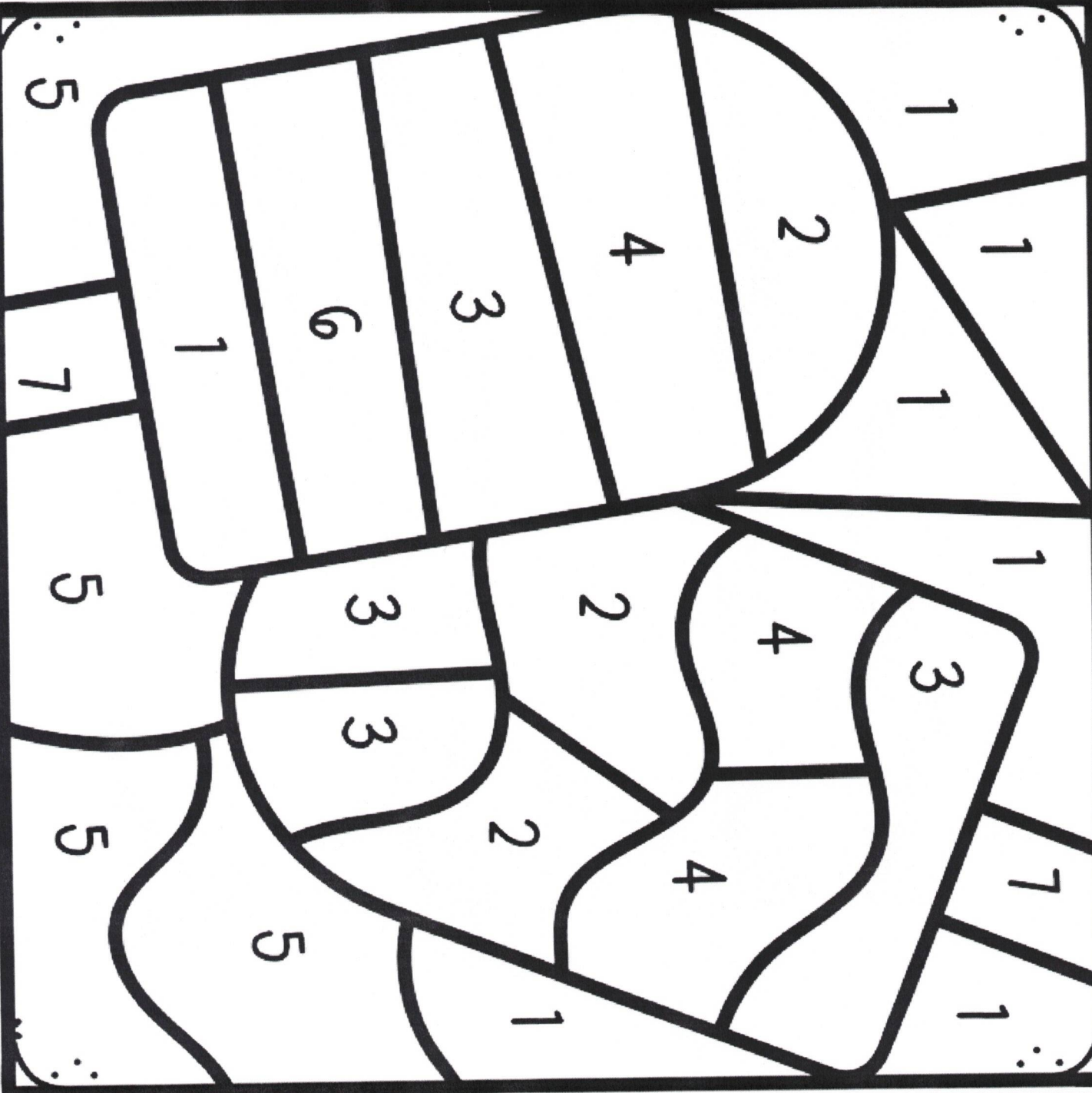


- 1. pink
- 2. brown
- 3. black
- 4. yellow
- 5. blue
- 6. green
- 7. purple

My name is

Color by
number:

- ① blue
- ② pink
- ③ yellow
- ④ orange
- ⑤ green
- ⑥ red
- ⑦ brown



Name: _____

Numbers to 10

Paste the missing
numbers in order.



© My Teaching Pal

1	2			5
	7		9	



4	6	10	3	8
---	---	----	---	---

