

PREPARE FOR **COLLEGE**



PREPARE FOR **LIFE**

National Blue Ribbon School

2020

# *Kindergarten Summer Packet*

## *2025-2026*



813-872-6744



[www.ccslancers.com](http://www.ccslancers.com)



6101 North Habana Ave  
Tampa, Florida 33614



***Cambridge Christian School***  
***Students entering Kindergarten: 2025-2026***

Dear Parents,

We are excited to welcome your student into our kindergarten classroom this school year!

Thank you for partnering with us to help make your child's year a successful and unstressful one!

*Blessings!*


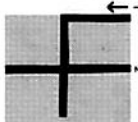

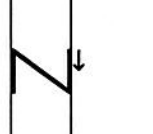
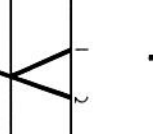
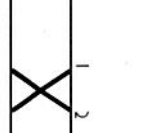
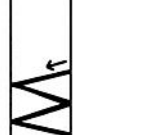
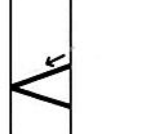
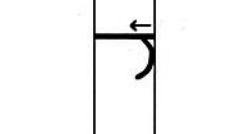
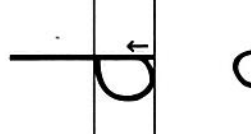
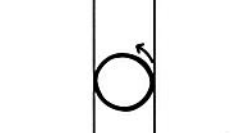
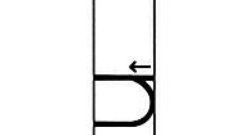
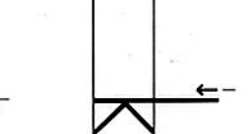
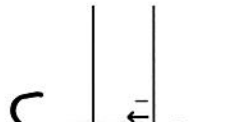
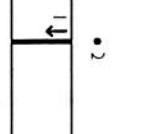
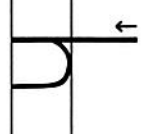
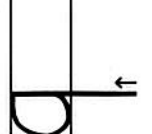


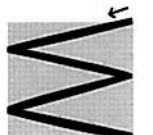

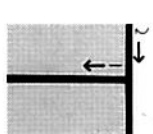

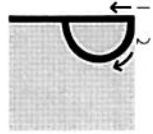
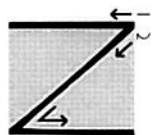
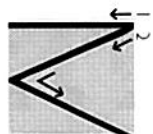

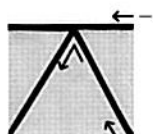
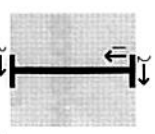
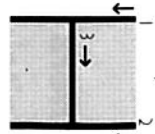
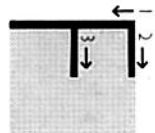
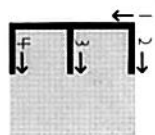
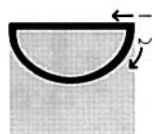
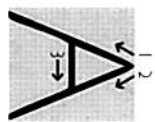
*Your Kindergarten Team*




## *Kindergarten Pre-primer sight words*

a	and
away	big
blue	can
come	down
find	for
funny	go
help	here
I	in
is	it
jump	little
look	me
my	not
one	play
red	run
said	see
the	three
to	we
where	yellow
you	

# Capitals, Lowercase Letters, and Numbers










# Summer Writing

#1

Draw a picture of something fun you did this summer!

## Check List:

- ☐ I can use five colors in my picture.
- ☐ I can label my picture with beginning sounds or write a simple sentence to match my picture. (ex. "I go to the lake.")



---

---

---

---

# Summer Writing

#2


Circle the author you choose to read a book by:

Mo Williams    Kevin Hankes    Eric Carle

Write the title of the book & draw about your favorite part of the story.

Check List:

- ☐ I can use five colors in my picture.
- ☐ I can label my picture with beginning sounds or write a simple sentence to match my picture. (ex. "I go to the lake.")



---

---


---






---





# Reading Bingo



read on your couch 	read to a pet	read your favorite book	read in bed	read wearing a hat
read by the window	read for 20 minutes	read on Friday	read your friend's favorite book	read while eating a snack 
read a book about animals 	read outside	free 	read a fairy tale	read in your pajamas
read for 30 minutes	read a nonfiction book	read to a stuffed animal	read in the grass	read with a flashlight
read to a family member	read a silly book	read under a table	read for 20 minutes	read out loud 
















\*color each square that applies!

Name: \_\_\_\_\_

Date: \_\_\_\_\_

# CVC Rhyming Words

Color the pictures that rhyme with the one on the left.





Name: \_\_\_\_\_

Date: \_\_\_\_\_

# CVC Rhyming Words

Color the pictures that rhyme with the one on the left.



Mug



Jug



Rat



Hug



Nut



Gem



Cut



Hut



Tan



Map



Van



Can



Sad



Bad



Mad



Bag



Jet



Yes



Pet



Vet



Fit



Sit



Lip









Kit

Name \_\_\_\_\_

# Trace the lines





Directions: Trace the lines and color the pictures



Name: \_\_\_\_\_ Date : \_\_\_\_\_

# Beginning Sounds

Write the beginning sound for each picture word.









Name: \_\_\_\_\_ Date : \_\_\_\_\_

# Beginning Sounds




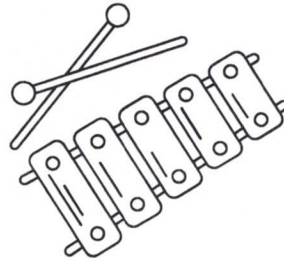
Write the beginning sound for each picture word.



Name: \_\_\_\_\_ Date : \_\_\_\_\_


# Beginning Sounds

Write the beginning sound for each picture word.



## Bee Color by Number

Use the key at the bottom of the page to color the picture.



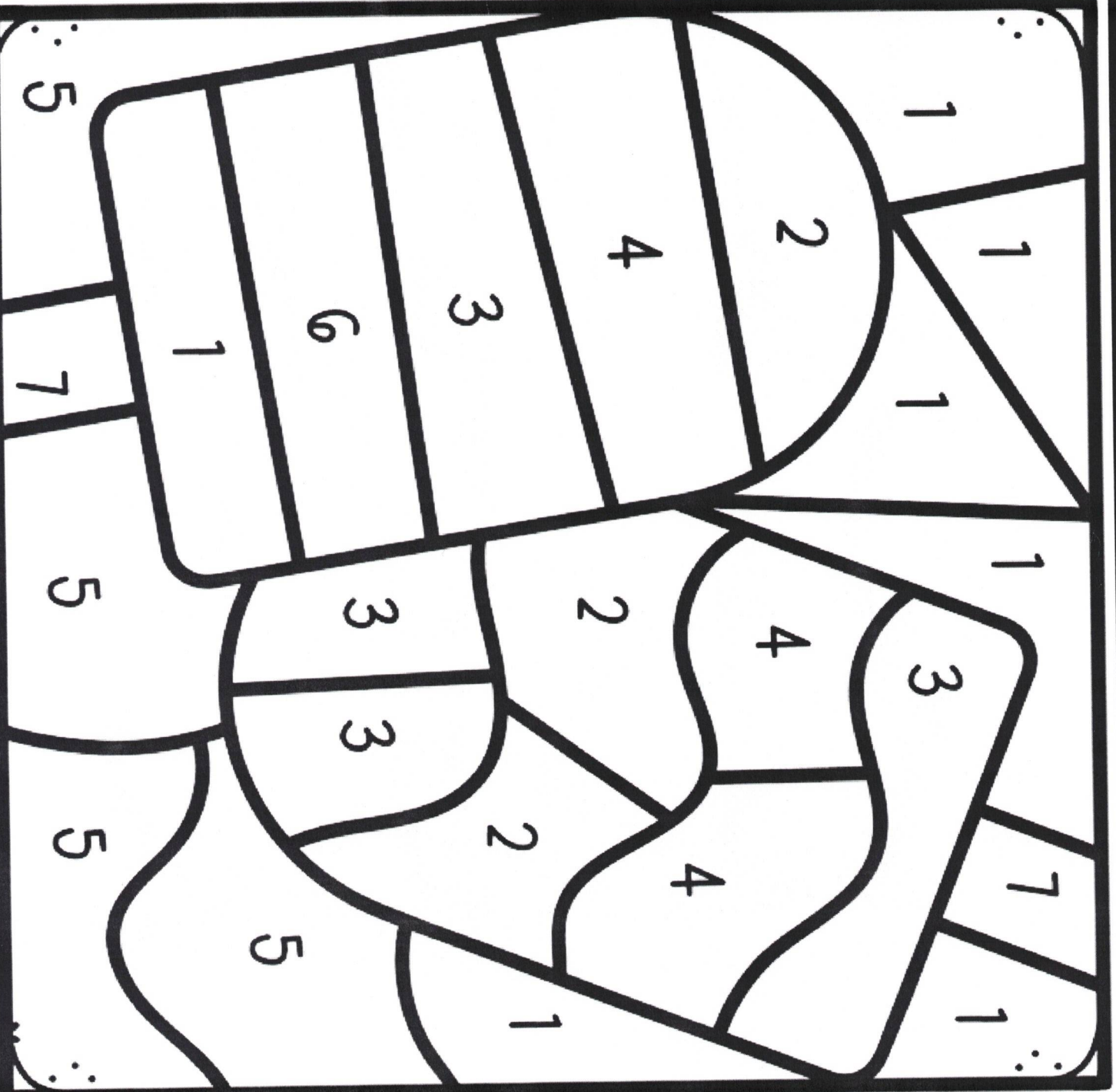
- |           |          |          |
|-----------|----------|----------|
| 1. pink   | 2. brown | 3. black |
| 4. yellow | 5. blue  | 6. green |
| 7. purple |          |          |



My name is

Color by  
number:

- ① blue
- ② pink
- ③ yellow
- ④ orange
- ⑤ green
- ⑥ red
- ⑦ brown



Name: \_\_\_\_\_

# Numbers to 10

Paste the missing  
numbers in order.



© My Teaching Pal

1	2			5
	7		9	



4	6	10	3	8
---	---	----	---	---



