



**B.Y.O.D. – Bring Your Own Device
& Technology Information**

M.S. & H.S. Technology Information

- M.S. - No “smart” phones or cell phones are allowed in the classroom
 - ❖ Phones can be kept in lockers and accessed in-between classes or during lunch
- Students are required to bring their own computer to class
- While students will see more assignments submitted electronically, students will still need to have a printer at home to print school assignments that need to be physically turned in

Technology Requirement Update



Starting in the Fall of 2019, -- **No iPads** --
All middle school, 7th & 8th grade students
are required to use a laptop computer (PC
or Mac) for their school device in the
classroom

Should I buy a Laptop or iPad Tablet?



Laptop

- Life span: 3 – 5 yrs.
- Storage: 500GB +
- Battery: 6 hrs +
- Software: Full Version
- Cost: \$500 +

iPad - HS Only

- 2 – 4 yrs.
- 16GB +
- 10 hrs +
- Apps
- \$400 +

What Kind of Laptop?

Listed are minimum recommendations for the purchase of a Laptop

| | <u>Windows</u> | <u>MacBook Air</u> |
|---------------------|--------------------------------|--------------------|
| • Display Size: | 11.6" + | 11.6 " or 13.3" |
| • Operating System: | Win 7 or 8 | OS X - Yosemite |
| • Processor: | Intel i3 (4 th G) + | i5 |
| • Memory (RAM): | 4GB + | 4GB + |
| • Hard Drive: | 500GB + | 128GB + |
| • USB 3 Ports: | 1+ | 1+ |
| • Wi-Fi: | Yes | Yes |
| • Brands: | Microsoft, HP, Lenovo, Dell | - - - |
| • Optional: | DVD/CD-RW | SuperDrive |

What about Software for the Laptop?

Listed are minimum recommendations for software on a Laptop

Windows

MacBook Air

- | | | |
|---|--|--------------------------------|
| • Web Browser: (any two) | IE, Chrome, Firefox | Safari, IE, Chrome, Firefox |
| • Web Interactive: | Adobe Flash | Adobe Flash |
| • Web Interactive: | Oracle Java | Oracle Java |
| • PDF Reader: | Adobe Reader | Adobe Reader |
| • Download Office 365: (my.ccslancers.com) | Word, Excel, PowerPoint, OneNote, Outlook | |

Which iPad should I get? – iPad Comparison (High School Students Only)

| Feature | 12.9 iPad Pro | 9.7 iPad Pro | iPad Air 2 | iPad Air |
|-----------------------------|---------------------------|--|-----------------------------------|--------------------------|
| CPU: | Dual-Core 64-bit A9X | Dual-Core 64-bit A9X | 1.5 Ghz Tri-Core 64-bit Apple A8X | 1.4 Ghz 64-bit Apple A7 |
| Motion Co-Processor: | Included in A9X | Included in A9X | M8 | M7 |
| Resolution: | 2732x2048 | 2048x1536 | 2048x1536 | 2048x1536 |
| Display: | 12.9-inch IPS LED-backlit | 9.7-inch IPS LED-backlit with TrueTone | 9.7-inch IPS LED-backlit | 9.7-inch IPS LED-backlit |
| Graphics: | Unknown | Unknown | PowerVR GX6650 | PowerVR G6430 |
| Memory: | 4 GB | 2 GB | 2 GB | 1 GB |
| Storage: | 32,128 GB | 32,128 GB | 16, 64, 128 GB | 16, 32, 64, 128 GB |

The Pro models are said to be comparable to a laptop

What about Apps for the iPad?

(High School Students Only)

Listed are minimum recommendations for Apps on the iPad

Web Browser (any two):

Safari, IE, Chrome or Firefox

Flash-based websites:

Puffin Academy

Download Office 365: (App Store)

Word, Excel, PowerPoint, OneNote



Managing Battery Life



- Students are required to bring their devices from home fully charged for the school day
- Students may not plug their personal devices into electrical outlets or charge their personal devices by plugging into school equipment



Tips for Managing Battery Life



1. Turn off devices when not in use or during classes that they are not being used
2. Keep the display brightness down to a minimum
3. Place devices in "Power Saver" Mode

Device Security & Damage Prevention



- Students need to place their device in their lockers or in a location that they can monitor when they are not using their device
- Students need to take added precautions to safeguard their device during the school day



Moodle – (LMS) Learning Management System



Log in


 Your session has timed out. Please log in again.

Username

Password

☐ Remember username

[Forgotten your username or password?](#)

Cookies must be enabled in your browser 

Log in using your account on:



CCS Moodle -where Lancers learn, work and play

(c) 2015 Cambridge Christian School



TCB-FL: My home

Elizabeth ▾

[My home](#) > [My courses](#)

[Customize this page](#)

COURSE OVERVIEW

English 9 - Riley



You have assignments that need attention



You have Journals that need attention

English 10 - Riley



You have assignments that need attention



You have Journals that need attention

Test Pilot Sandbox



You have assignments that need attention



You have Journals that need attention

NAVIGATION

ADMINISTRATION

▸ [My profile settings](#)

MY PRIVATE FILES

No files available

[Manage my private files...](#)

MY LATEST BADGES

You have no badges to display

CALENDAR

| May 2016 | | | | | | |
|----------|-----|-----|-----|-----|-----|-----|
| Sun | Mon | Tue | Wed | Thu | Fri | Sat |
| 1 | 2 | 3 | 4 | 5 | 6 | 7 |
| 8 | 9 | 10 | 11 | 12 | 13 | 14 |
| 15 | 16 | 17 | 18 | 19 | 20 | 21 |
| 22 | 23 | 24 | 25 | 26 | 27 | 28 |
| 29 | 30 | 31 | | | | |



English 9 - Riley

Elizabeth






[My home](#) > [My courses](#) > [Cambridge Christian School](#) > [English](#) > [ENG09-Riley](#)

Welcome to English 9!

Hello! Welcome to English 9!









-  [Syllabus](#)
-  [Technology Help](#)
-  [Technology Success Quiz](#)
-  [Exam Review Semester Two](#)

Romeo and Juliet

-  [Character Map Directions](#)
-  [Video Analysis Works Cited](#)
[Submit only Word Documents](#)
-  [Video Analysis Works Cited Information](#)
-  [Video Analysis Works Cited Second Draft](#)
[Submit Word Documents Only](#)
-  [Romeo and Juliet Test Review Materials](#)

NAVIGATION

ADMINISTRATION

- ▼ Course administration
 -  [Turn editing on](#)
 -  [Edit settings](#)
 - ▶ [Users](#)
 - ▼ [Filters](#)
 - ▶ [Reports](#)
 -  [Grades](#)
 -  [Outcomes](#)
 - ▶ [Badges](#)
 -  [Backup](#)
 -  [Restore](#)
 -  [Import](#)
 -  [Reset](#)
 - ▶ [Question bank](#)
- ▶ [Switch role to...](#)
- ▶ [My profile settings](#)

- It helps answer the "Why" and "What's in it for me" questions in every assignment to add motivation and individual investment
- It allows for varying course activities and smooth transitions between activities and e-textbooks use
- Absent students can access the material they miss during their absence or after they return
- Faster and more learning can take place by taking advantage of the wealth of resources and links made available through Moodle
- More interactions can take place with other students

Helpdesk Live!

With Mr. Stone

Get answers to your technology problems

Open to Students and Teachers

During the month of August:

Monday – Friday



3pm – 4pm

